


QUARTERLY REPORT OF REVENUE AND OTHER RECEIPTS

As at the Quarter Ending June 30, 2023

Department : Department of Labor and Employment (DOLE)
 Agency : Technical Education and Skills Development Authority
 Operating Unit : Central Office
 Organization Code : 16 009 0100000
 Fund Cluster : 01 - Regular Agency Fund

Classification/Sources of Revenue and Other Receipts	UACS CODE	REVENUE TARGET (Annual) per BESF	Actual Revenue and Other Receipts Collections				Total	Cumulative Remittance/Deposits to Date			Variance		Remarks
			1st Quarter Ending March 31	2nd Quarter Ending June 30	3rd Quarter Ending Sept. 30	4th Quarter Ending Dec. 31		Remittance to BTr	Deposited with AGDB	TOTAL	Amount	%	
1	2	3	4	5	6	7	8=[(6+(-)7)-8+9]	9	10	11=(9+10)	12=(8-3)	13=(12/3)	14
Regular Agency Fund		227,000.00	2,672,838.68	1,151,354.14	-	-	3,824,192.82	3,824,192.82	-	3,824,192.82	2,445,838.68	1,585 %	
Non-Revenue Collections/Other Receipts		227,000.00	2,672,838.68	1,151,354.14	-	-	3,824,192.82	3,824,192.82	-	3,824,192.82	2,445,838.68	1,585 %	
Cash Receipts		227,000.00	2,672,838.68	1,151,354.14	-	-	3,824,192.82	3,824,192.82	-	3,824,192.82	2,445,838.68	1,585 %	
Not Applicable		227,000.00	2,672,838.68	1,151,354.14	-	-	3,824,192.82	3,824,192.82	-	3,824,192.82	2,445,838.68	1,585 %	
Petty Cash	1010102000	-	306,438.55	-	-	-	306,438.55	306,438.55	-	306,438.55	306,438.55	0 %	
Accounts Receivable	1030101000	-	860,812.19	816,836.96	-	-	1,677,649.15	1,677,649.15	-	1,677,649.15	1,677,649.15	0 %	
Due from Officers and Employees	1030502000	-	100,409.98	-	-	-	100,409.98	100,409.98	-	100,409.98	100,409.98	0 %	
Other Receivables	1030599000	-	12,300.00	15,253.00	-	-	27,553.00	27,553.00	-	27,553.00	27,553.00	0 %	
Advances for Special Disbursing Officer	1990103000	-	440,184.69	48,690.58	-	-	488,875.27	488,875.27	-	488,875.27	488,875.27	0 %	
Advances to Officers and Employees	1990104000	-	806,633.14	119,965.68	-	-	926,598.82	926,598.82	-	926,598.82	926,598.82	0 %	
Due to Other Funds	2030105000	-	81,032.00	-	-	-	81,032.00	81,032.00	-	81,032.00	81,032.00	0 %	
Government Equity	3010101000	-	4,063.36	40,140.58	-	-	44,203.94	44,203.94	-	44,203.94	44,203.94	0 %	
Income from Hostels/Dormitories and other Like facilities	4020213000	227,000.00	42,840.00	66,460.00	-	-	109,300.00	109,300.00	-	109,300.00	(117,700.00)	-52 %	
Miscellaneous Income	4060999000	-	-	6,072.96	-	-	6,072.96	6,072.96	-	6,072.96	6,072.96	0 %	
Basic Salary - Civilian	5010101001	-	16,579.32	10,224.84	-	-	26,804.16	26,804.16	-	26,804.16	26,804.16	0 %	
PERA - Civilian	5010201001	-	-	181.82	-	-	181.82	181.82	-	181.82	181.82	0 %	
Representation Allowance (RA)	5010202000	-	-	10,000.00	-	-	10,000.00	10,000.00	-	10,000.00	10,000.00	0 %	
Transportation Allowance (TA)	5010203001	-	-	10,000.00	-	-	10,000.00	10,000.00	-	10,000.00	10,000.00	0 %	
Traveling Expenses - Local	5020101000	-	1,545.45	7,527.72	-	-	9,073.17	9,073.17	-	9,073.17	9,073.17	0 %	
TOTAL		227,000.00	2,672,838.68	1,151,354.14	-	-	3,824,192.82	3,824,192.82	-	3,824,192.82	2,445,838.68	1,585 %	


Certified Correct:



GARRIEL M. SAUGON
 Chief Accountant
 Date:


Recommending Approval:


MA. MAGDALENA P. BUTAD
 Director IV, FMS
 Date:

Approved By:


DDG VIDAL D. VILLANUEVA III
 Officer-in-Charge, TESDA
 Date:



COMMISSION ON AUDIT
 RECEIVED BY: 
 DATE: 8/11/23
 TIME: 2:24P

QUARTERLY REPORT OF REVENUE AND OTHER RECEIPTS

As at the Quarter Ending June 30, 2023

Department : Department of Labor and Employment (DOLE)
 Agency : Technical Education and Skills Development Authority
 Operating Unit : Central Office
 Organization Code : 16 009 0100000
 Fund Cluster : 06 - Business Related Funds

Classification/Sources of Revenue and Other Receipts	UACS CODE	REVENUE TARGET (Annual) per BESF	Actual Revenue and Other Receipts Collections					Cumulative Remittance/Deposits to Date			Variance		Remarks
			1st Quarter Ending March 31	2nd Quarter Ending June 30	3rd Quarter Ending Sept. 30	4th Quarter Ending Dec. 31	Total	Remittance to BTr	Deposited with AGDB	TOTAL	Amount	%	
1	2	3	4	5	6	7	8={8+(-)7}-8+9	9	10	11=(9+10)	12=(8-3)	13=(12/3)	14
Business Related Funds		24,122,000.00	8,881,588.27	7,358,584.77	-	-	16,240,173.04	-	16,240,173.04	16,240,173.04	(7,881,826.96)	-33%	
Non-Revenue Collections/Other Receipts		24,122,000.00	8,881,588.27	7,358,584.77	-	-	16,240,173.04	-	16,240,173.04	16,240,173.04	(7,881,826.96)	-33%	
Cash Receipts		24,122,000.00	8,881,588.27	7,358,584.77	-	-	16,240,173.04	-	16,240,173.04	16,240,173.04	(7,881,826.96)	-33%	
Not Applicable		24,122,000.00	8,881,588.27	7,358,584.77	-	-	16,240,173.04	-	16,240,173.04	16,240,173.04	(7,881,826.96)	-33%	
Petty Cash	1010102000	-	15,000.00	35,000.00	-	-	50,000.00	-	50,000.00	50,000.00	50,000.00		
Accounts Receivable	1030101000	-	3,423,000.00	2,642,620.00	-	-	6,065,620.00	-	6,065,620.00	6,065,620.00	6,065,620.00		
Due to NGAs	2020105000	-	-	1,780.00	-	-	1,780.00	-	1,780.00	1,780.00	1,780.00		
Other Service Income	4020199099	12,120,000.00	3,122,452.60	2,287,254.02	-	-	5,409,706.62	-	5,409,706.62	5,409,706.62	(6,710,293.38)	-55%	
Rent/Lease Income	4020205000	-	4,500.00	5,900.00	-	-	10,400.00	-	10,400.00	10,400.00	10,400.00		
Income from Hostels/Dormitories and other Like facilities	4020213000	2,919,000.00	850,670.00	853,529.00	-	-	1,704,199.00	-	1,704,199.00	1,704,199.00	(1,214,801.00)	-42%	
Interest on NG Deposits	4020221001	8,332,000.00	1,402,515.67	1,483,601.75	-	-	2,886,117.42	-	2,886,117.42	2,886,117.42	(5,445,882.58)	-65%	TESDA Development Fund- 2,879,920.00 ; Sariling Sikap Program- 8,197.42
Other Business Income	4020299099	751,000.00	63,450.00	48,900.00	-	-	112,350.00	-	112,350.00	112,350.00	(638,650.00)	-85%	
Miscellaneous Income	4060999000	-	122.00	0.00	-	-	-	-	-	-	-		
TOTAL		24,122,000.00	8,881,588.27	7,358,584.77	-	-	8,881,710.27	-	16,240,173.04	16,240,173.04	(7,881,826.96)	-33%	

Certified Correct:

Recommending Approval:

Approved By:

GARRIEL M. SAUGON

Chief Accountant

Date:

MA. MAGDALENA P. BUTAD

Director IV, FMS

Date:

DDG WIDAL Y. VILLANUEVA III

Officer-in-Charge, TESDA

Date:


QUARTERLY REPORT OF REVENUE AND OTHER RECEIPTS

As at the Quarter Ending June 30, 2023


Department : Department of Labor and Employment (DOLE)
 Agency : Technical Education and Skills Development Authority
 Operating Unit : Central Office
 Organization Code : 16 009 0100000
 Fund Cluster : 07 - Trust Receipts

Classification/Sources of Revenue and Other Receipts	UACS CODE	REVENUE TARGET (Annual) per BESF	Actual Revenue and Other Receipts Collections					Cumulative Remittance/Deposits to Date			Variance		Remarks
			1st Quarter Ending March 31	2nd Quarter Ending June 30	3rd Quarter Ending	4th Quarter Ending Dec. 31	Total	Remittance to BTr	Deposited with AGDB	TOTAL	Amount	%	
1	2	3	4	5	6	7	8=[(6+(-)7)-8+9]	9	10	11=(9+10)	12=(8-3)	13=(12/3)	14
Trust Receipts		-	40,237,696.72	24,431,896.64	-	-	64,669,593.36	-	64,669,593.36	64,669,593.36	64,669,593.36	0 %	
Trust Receipts Deposited with Authorized		-	40,237,696.72	24,431,896.64	-	-	64,669,593.36	-	64,669,593.36	64,669,593.36	64,669,593.36	0 %	
Due from Regional Offices		-	40,237,696.72	23,319,886.52	-	-	63,557,583.24	-	63,557,583.24	63,557,583.24	63,557,583.24	0 %	
Due from Other Funds		-		17,620.00	-	-	17,620.00	-	17,620.00	17,620.00	17,620.00	0 %	
Trust Liabilities		-		574,390.12	-	-	574,390.12	-	574,390.12	574,390.12	574,390.12	0 %	
Other Service Income		-		520,000.00	-	-	520,000.00	-	520,000.00	520,000.00	520,000.00	0 %	
TOTAL		-	40,237,696.72	24,431,896.64	-	-	64,669,593.36	-	64,669,593.36	64,669,593.36	64,669,593.36	0 %	


Certified Correct:


GARRIEL M. SAUGON
 Chief Accountant
 Date:

Recommending Approval:


 For: **MA. MAGDALENA P. BUTAD**
 Director IV, FMS
 Date:

Approved By:


DDG VIDAL D. MILLANUEVA III
 Officer-in-Charge, TESDA
 Date: